

# PEAQ-DSC SOFTWARE: v1.40 (PSW0005-8) SOFTWARE UPDATE NOTIFICATION

## Introduction

This document details the installation and known issues with PEAQ-DSC Control v1.40. This is a maintenance release to fix known issues and improve performance.

## Installation

Run the installer. If a previous version of the software is detected, it will automatically be removed by the installer.

### Minimum System Requirements

Intel Core i5 Processor, 8 GB RAM, 300 GB hard disk drive, 1366 x 768 screen resolution.

### Supported operating systems

Windows 7 and Windows 10 are supported.

### Supported Languages

English

## Installation Instructions

The software is supplied as a self-executing installer from [malvernpanalytical.com](http://malvernpanalytical.com). Once downloaded, the installer must be run to set up the software from your local drive. If required, .NET 4.6 will automatically be installed.

If running in "offline mode", a license key will be required to run the software. A license key can be exported from the instrument (PC controller must be connected to online instrument) or by contacting MicroCal. Instructions can be found in "Exporting a license file" section from the Software overview in the PEAQ-DSC User Manual.

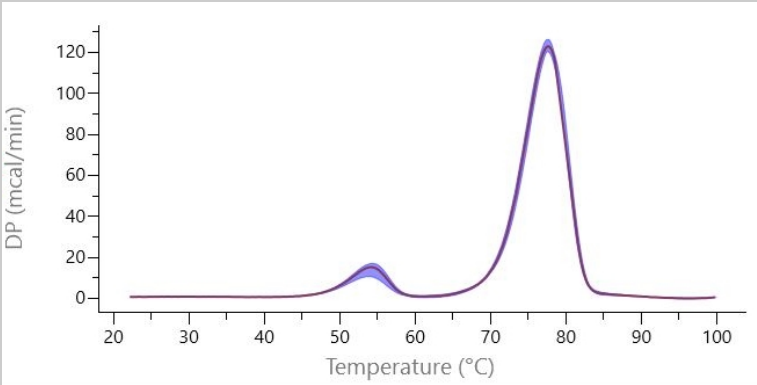
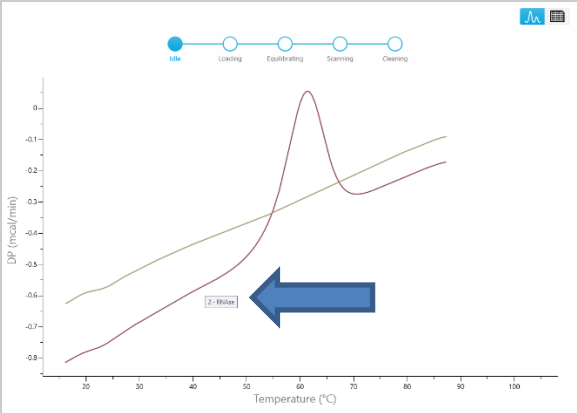
## Uninstall Procedure

The software can be uninstalled using the standard Add/Remove feature in the Windows Control Panel.

## Main issues

The main issues addressed in this release of the software are listed in Table 1 & 2.

**Table 1: Main features added in PEAQ-DSC v1.40**

Issue	Comment
Scripting	<p>Fitting Model and Total Heat are exposed in scripting.</p> <p>Various properties are available in more widgets (i.e., source file name/path, measurement file path, formatted well locations, various method properties)</p> <p>Average records now save rms and range data about the records used for their creation. These can be plotted as an area curve in the report designer, for example.</p> 
Curve overlay	<p>A tooltip will indicate sequence run order and sample type to better help distinguish the curves.</p> 
Append to measurement file	The user will be warned if they will append to an existing measurement file.
Export table to .csv	Users can now export table data to .csv format.
Save and Duplicate running sequence	Users are now able to save or duplicate sequences while they are running.
Indicate whether a result/initial value	Users are now warned when a fit converges on a fitting parameter's upper or lower bound.

converges to/equals a fitting bound

Editable record comment

Users may save a record-specific post-run comment in the .dmes.  
This comment is exposed to scripting.

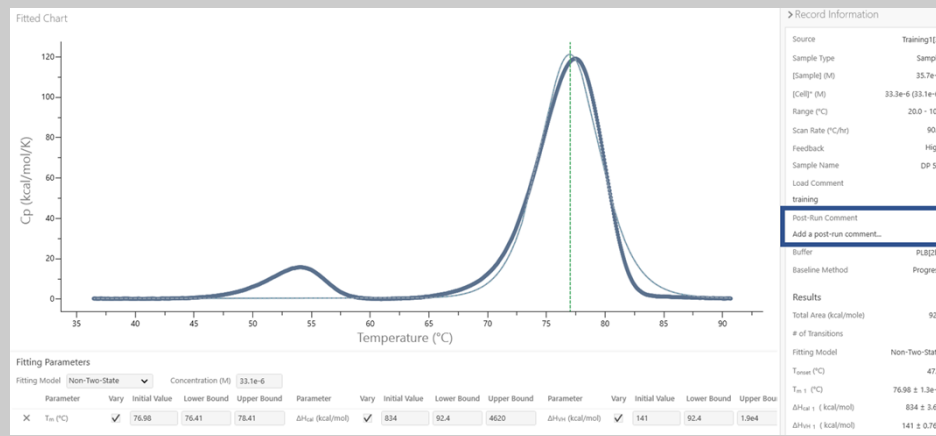


Table 2: Main bug fixes in PEAQ-DSC v1.40

Issue	Comment
Buffer Subtraction	A bug was fixed where a record could apply itself as a buffer, after changing its sample type. A bug was fixed where the buffer subtraction would not be applied until refreshing the selection. A bug was fixed where buffer records having the same name could not be reliably applied to separate samples.
Remaining time	A bug was fixed where the remaining time was incorrect in the sequence tooltip. Also, a scan could be updated before equilibrating, possibly resulting in an erroneous remaining time.
Editing Sequences	Improvements were made related to editing sequences.
Curve overlay	A bug was fixed around displaying repeatability rescans.
Incorrect wash volume	A bug was fixed where the estimated fast wash volume required was inaccurate.
Scripting	In some instances, the total area property was improperly scaled for Joules. The example standard deviation calculation was incorrect for Tm in the Similarity Assessment report's table.
Clean options	Clean options are now enabled after a sample's first and last scan. The rinse volume is now enabled for the Rinse clean method.
Preserve selection between workspaces	Record selection persists between the report workspace and other workspaces.

## Known issues

Issue	Comment
Regional Compatibility	To run the instrument, regional settings must be set to EN-US in the Windows 'Control panel'. NOTE: the system will be configured from the factory with EN-US settings.  The software may be run offline using the user's preferred regional settings. Offline mode is the default installed configuration
Out of Memory from large measurement file.	Errors such as 'out of memory' or 'invalid format' might appear when a user attempts to load a too large .dmes file.  While critical (.dmes) file size will vary for each PC due to different hardware, it is good practices to keep a .dmes file no larger than ~150 MB (~200 records) to ensure the file can be properly saved and loaded by the software. The user should be mindful of this when configuring sequences and targeting existing measurement files.
Windows Taskbar	When the Windows taskbar is set to auto-hide, maximizing the PEAQ-DSC software will prevent access to the taskbar. A user can disable the auto-hide of the taskbar.
Disabled Windows Themes	When Windows Themes service is disabled, the PEAQ-DSC software may render incorrectly. Users should keep Windows Themes service enabled.
Incorrect clean message.	Depending on how the system is stopped, the message instructing to clean manually, and saying "The system was scheduled to clean this...", may not be accurate. (In some cases, it was cleaned). If you are unsure, clean the instrument from the Maintenance workspace.
Read-Only Measurement	In rare instances, a measurement may be left as read-only after the completion of a sequence. The read-only flagged can be toggled through the measurement's file properties dialog accessed through Windows Explorer.
Out of Memory from large sample raw data file.	A very large raw data file (.dscx) may show an 'out of memory' or 'invalid format' warning when attempting to save. The critical (.dscx) file size will vary for each PC due to different hardware but will be approximately 25 hours of total scanning.  There are safeguards in place to prevent this, but given the variability of the limit, the user should be mindful of this when configuring samples.

## MALVERN PANALYTICAL

Groewood Road, Malvern,  
Worcestershire, WR14 1XZ, UK  
(MP addbody)

Tel: +44 1684 892456  
Fax: +44 1684 892789

Lelyweg 1, 7602 EA Almelo,  
Netherlands  
P.O.Box 13, 7600 AA Almelo,  
Netherlands

Tel: +33 546 534 444  
Fax: +33 54 534 598

info@malvernpanalytical.com  
[www.malvernpanalytical.com](http://www.malvernpanalytical.com)

**Disclaimer:** Although diligent care has been used to ensure that the information in this material is accurate, nothing herein can be construed to imply any representation or warranty as to the accuracy, correctness or completeness of this information and we shall not be liable for errors contained herein or for damages in connection with the use of this material. Malvern Panalytical reserves the right to change the content in this material at any time without notice. Copyright: © 2018 Malvern Panalytical. This publication or any portion thereof may not be copied or transmitted without our express written permission.

MP DisCop MP DisCop MP DisCop MP DisCop MP DisCop MP DisCop